

看图说话

2020年06月23日

分析师： 卢旭

从业资格号： **F3018897**

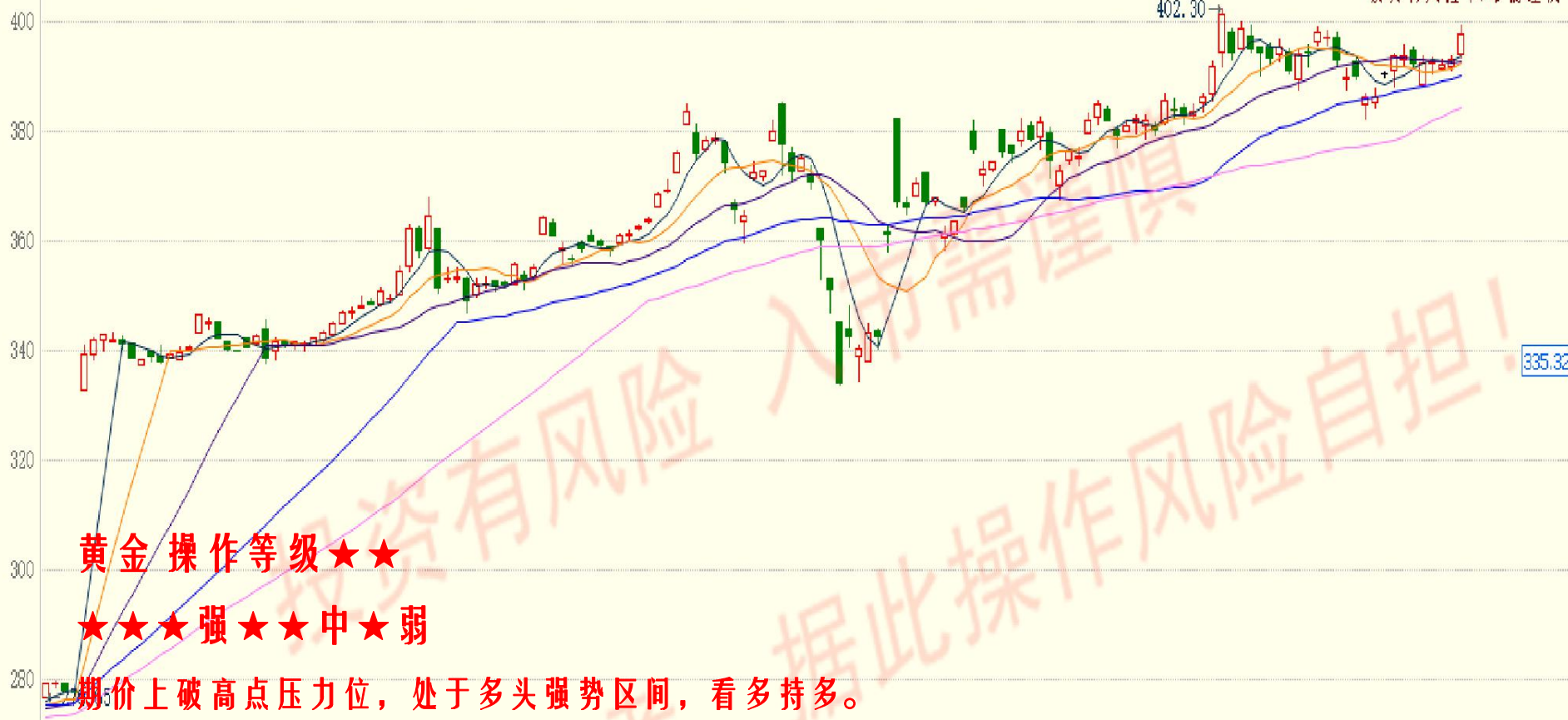
投资咨询号： **Z0011867**

QQ： 942978631, 1154393876

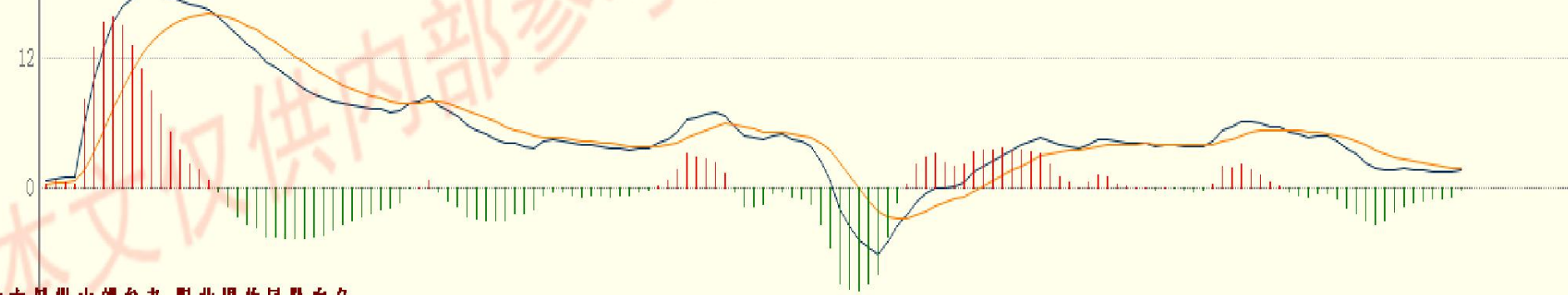


投资有风险 入市需谨慎

K MA5:393.58 MA10:392.44 MA20:392.69 MA40:389.97 MA60:384.05

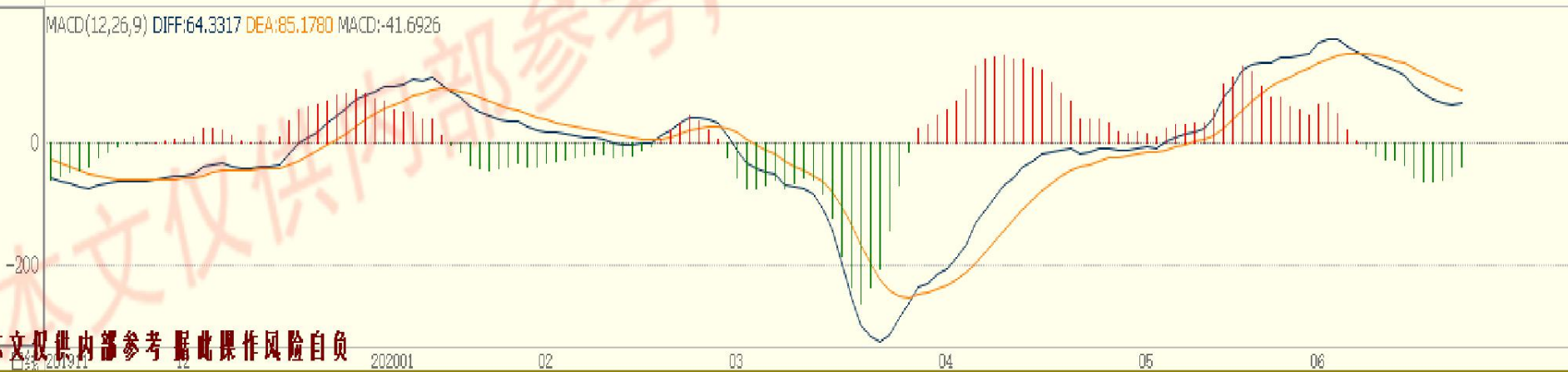
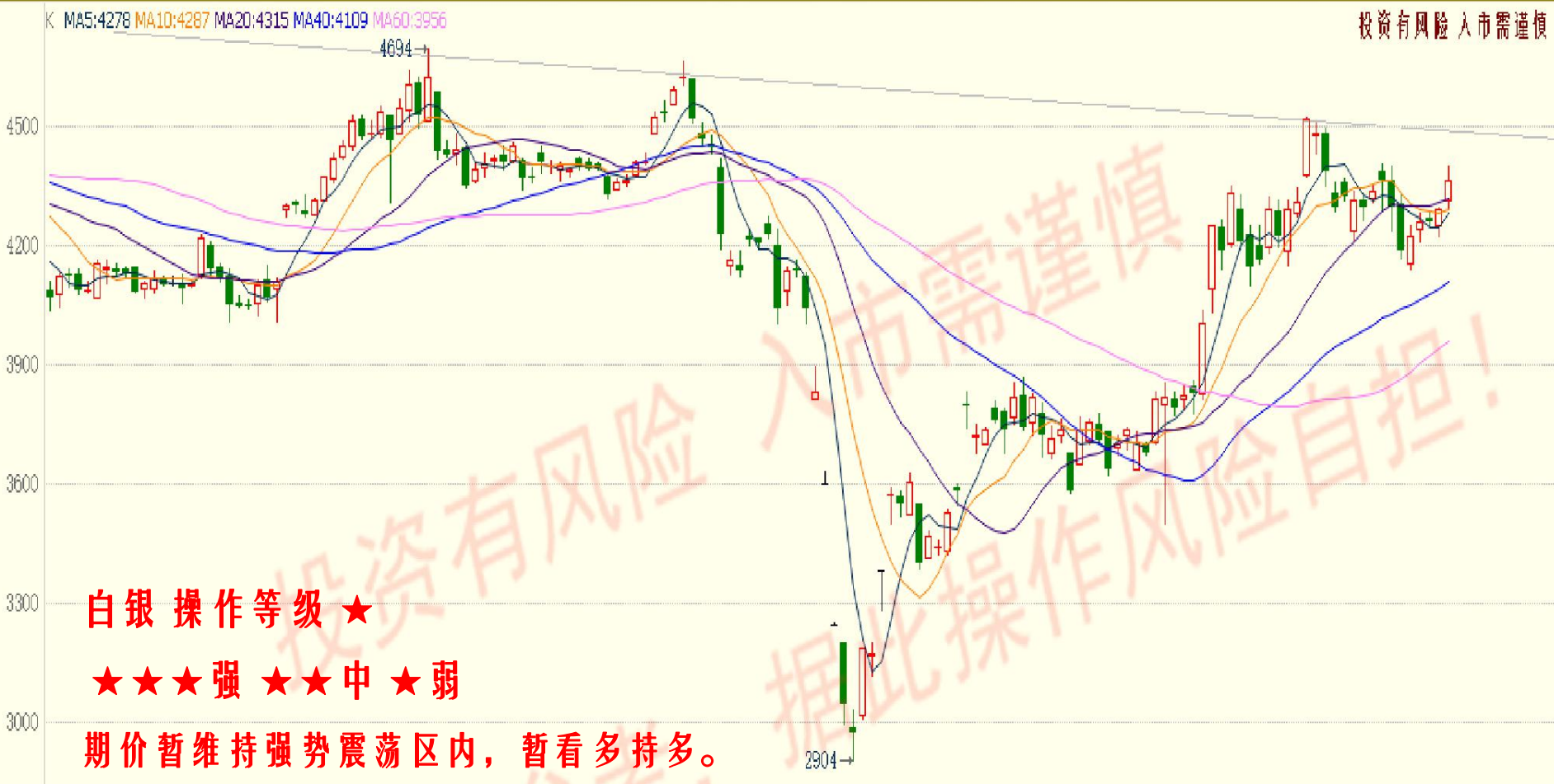


MACD(12,26,9) DIFF:1.8076 DEA:1.9253 MACD:-0.2355



本文仅供内部参考，据此操作风险自担

202001 02 2020-02-26(三) 04 05 06



K MA5:47108 MA10:46830 MA20:45630 MA40:44258 MA60:43039

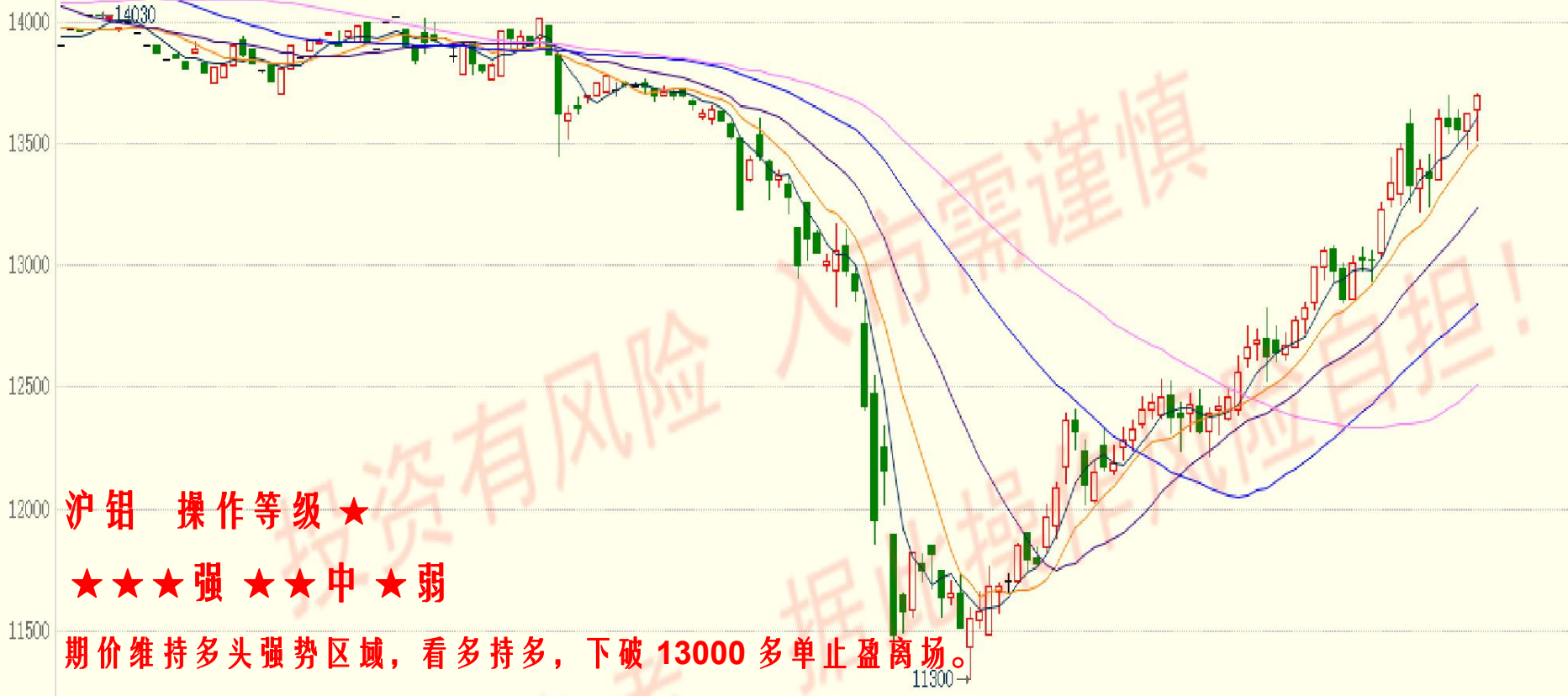


沪铜 操作等级★★
★★★强★★中★弱
期价暂处于多头强势区域内，暂看多持多。

MACD(12,26,9) DIFF:1073.9594 DEA:978.3143 MACD:191.2902



K MA5:13608 MA10:13494 MA20:13235 MA40:12840 MA60:12506



沪锡 操作等级 ★

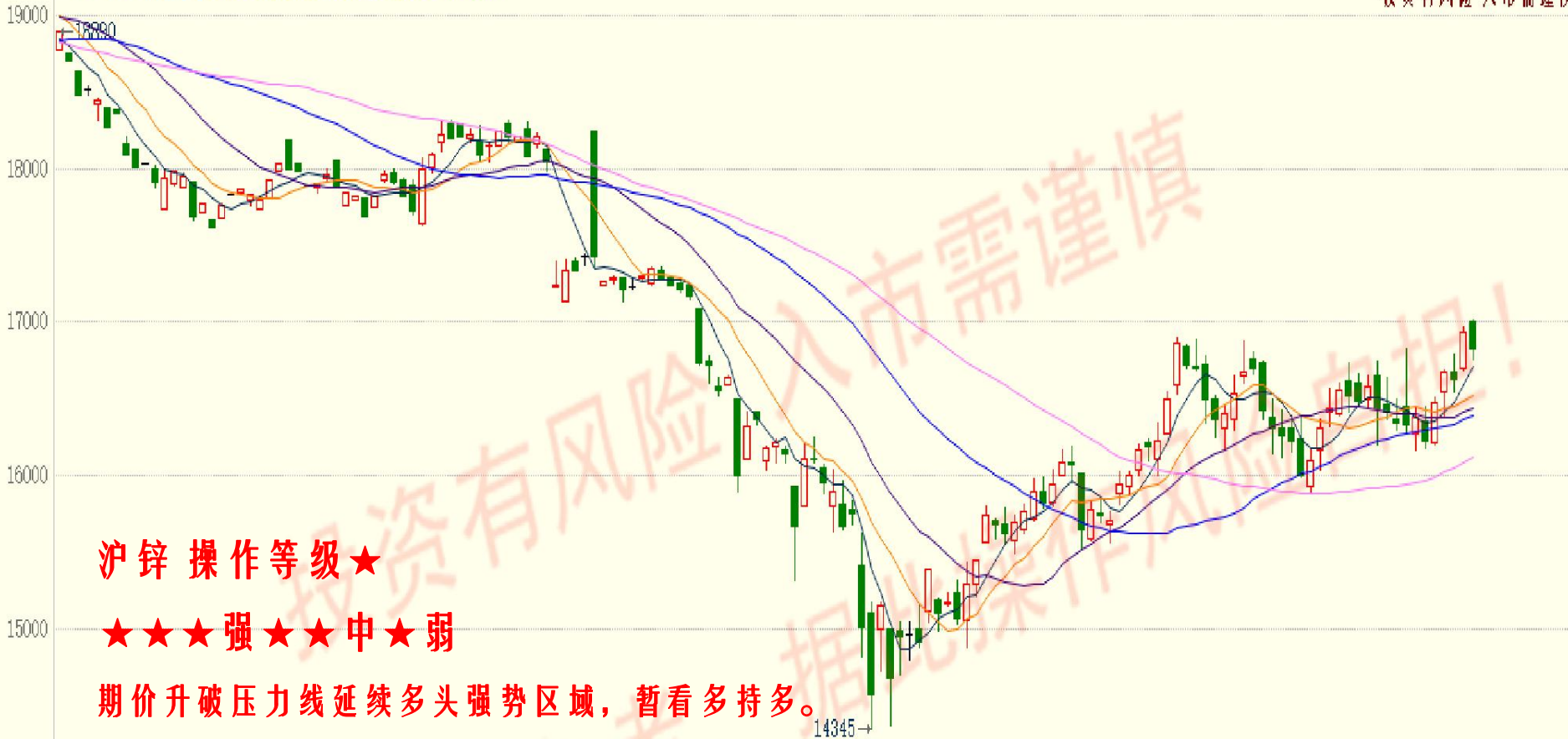
★★★强 ★★中 ★弱

期价维持多头强势区域，看多持多，下破 13000 多单止盈离场。

MACD(12,26,9) DIFF:275.6035 DEA:252.8614 MACD:45.4842



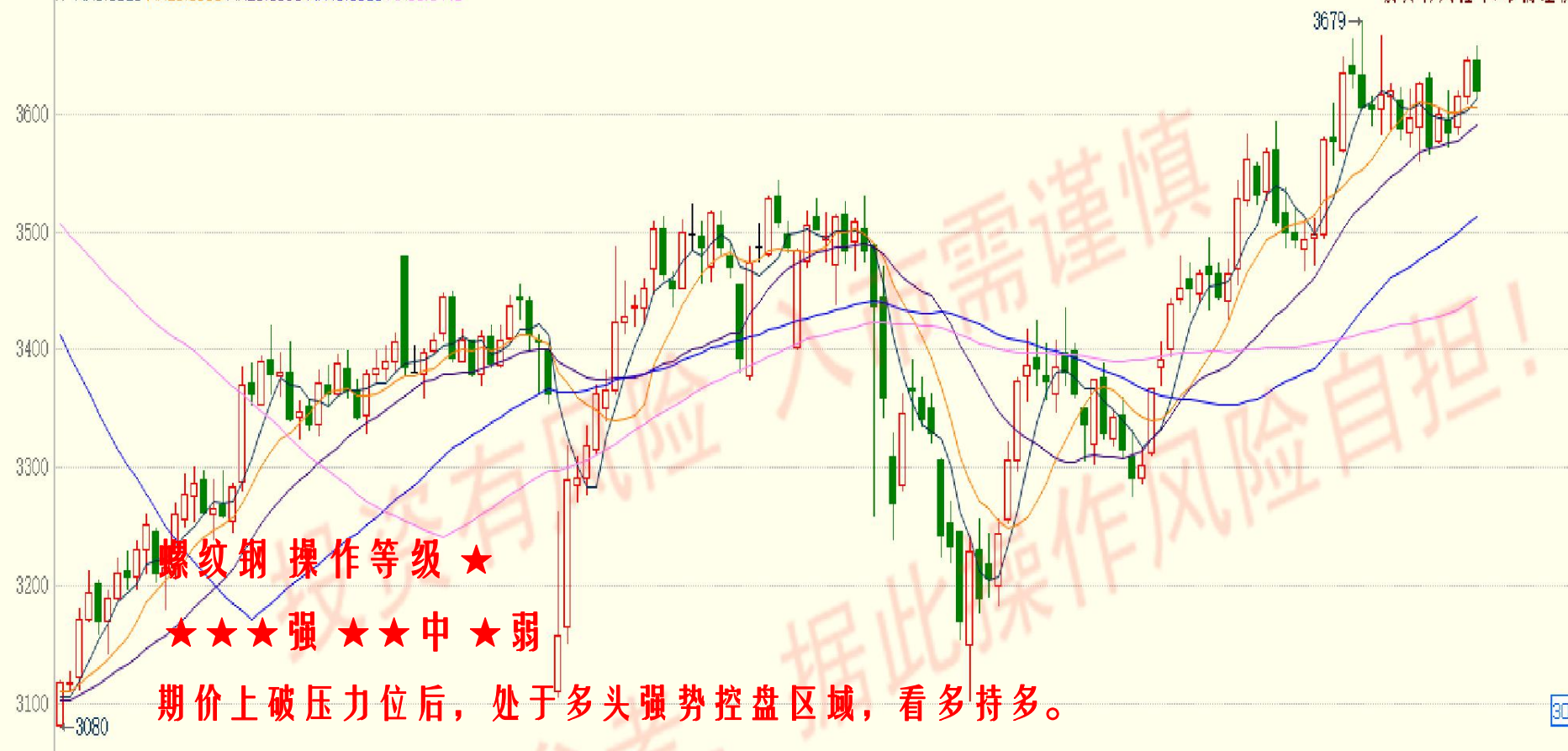
K MA5:16706 MA10:16522 MA20:16442 MA40:16394 MA60:16114



MACD(12,26,9) DIFF:119.5013 DEA:80.7987 MACD:77.4052



K MA5:3613 MA10:3606 MA20:3590 MA40:3513 MA60:3445



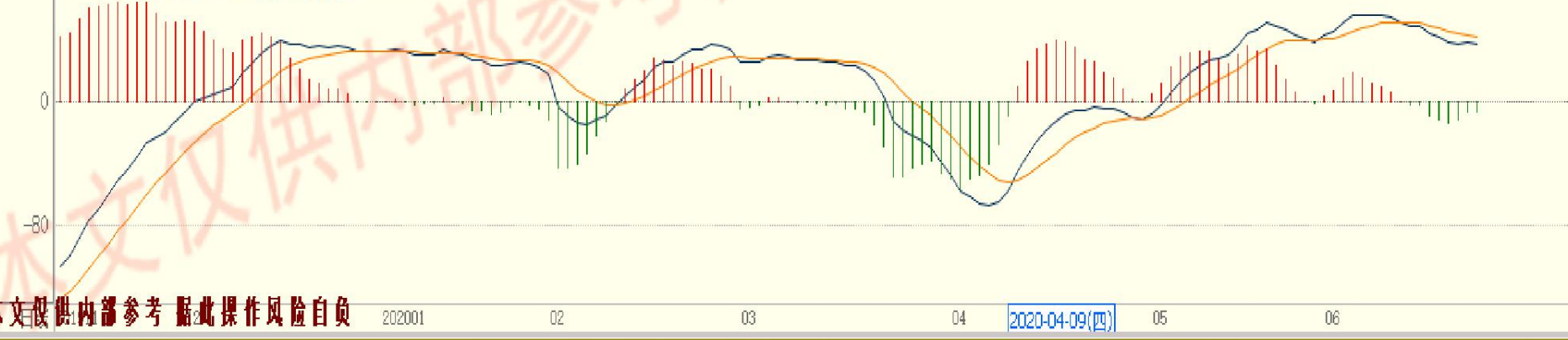
螺纹钢 操作等级 ★

★★★强 ★★中 ★弱

期价上破压力位后，处于多头强势控盘区域，看多持多。

3084

MACD(12,26,9) DIFF:37.0606 DEA:41.3926 MACD:-8.6640



2020-04-09(四)

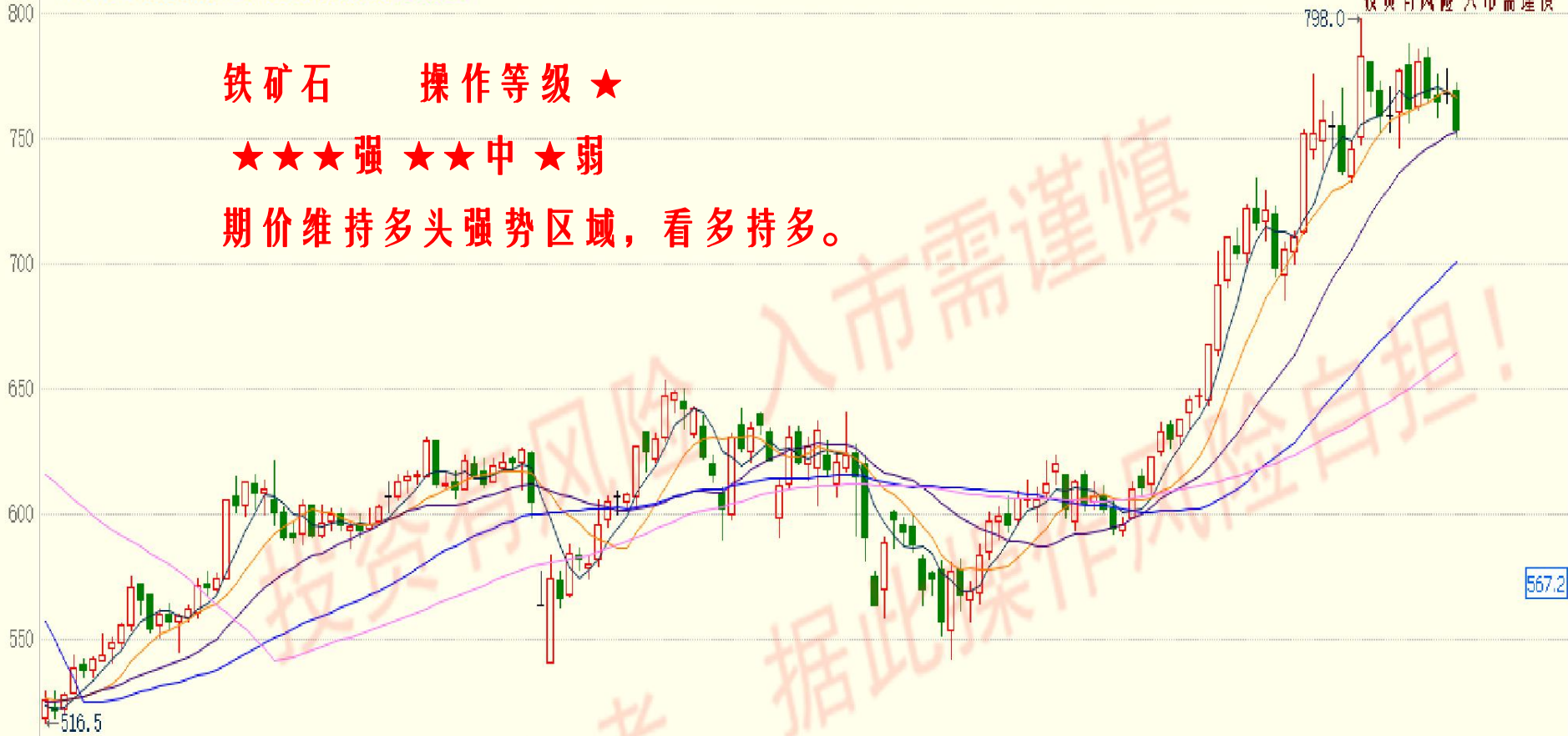
K MA5:766.8 MA10:766.1 MA20:753.0 MA40:700.9 MA60:664.6

投资有风险 入市需谨慎

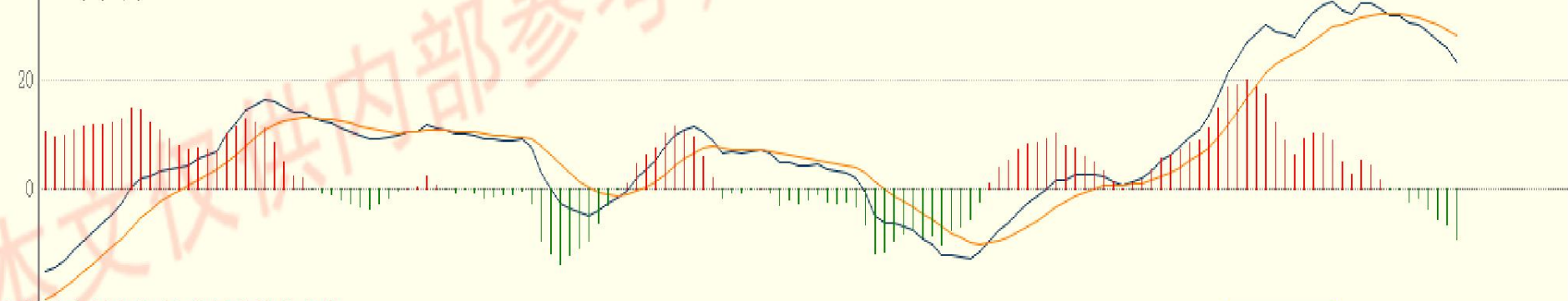
铁矿石 操作等级 ★

★★★强 ★★中 ★弱

期价维持多头强势区域，看多持多。



MACD(12,26,9) DIFF:23.5019 DEA:28.3220 MACD:-9.6401



本文仅供内部参考 据此操作风险自担

202001

02

03

04

05

2020-05-19(二)

K MA5:1182.9 MA10:1182.8 MA20:1176.4 MA40:1142.5 MA60:1136.0

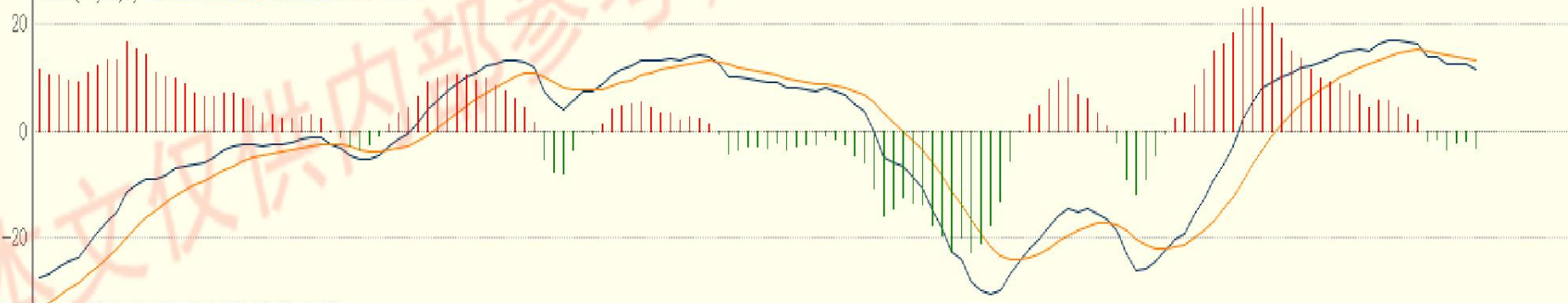


焦煤 操作等级 ★★

★★★强 ★★中 ★弱

期价上破 1140 后总体处于强势区，看多持多。

MACD(12,26,9) DIFF:11.5112 DEA:13.2715 MACD:-3.5207



投資有風險 入市需謹慎

K MA5:1952.2 MA10:1953.5 MA20:1932.4 MA40:1842.0 MA60:1792.5

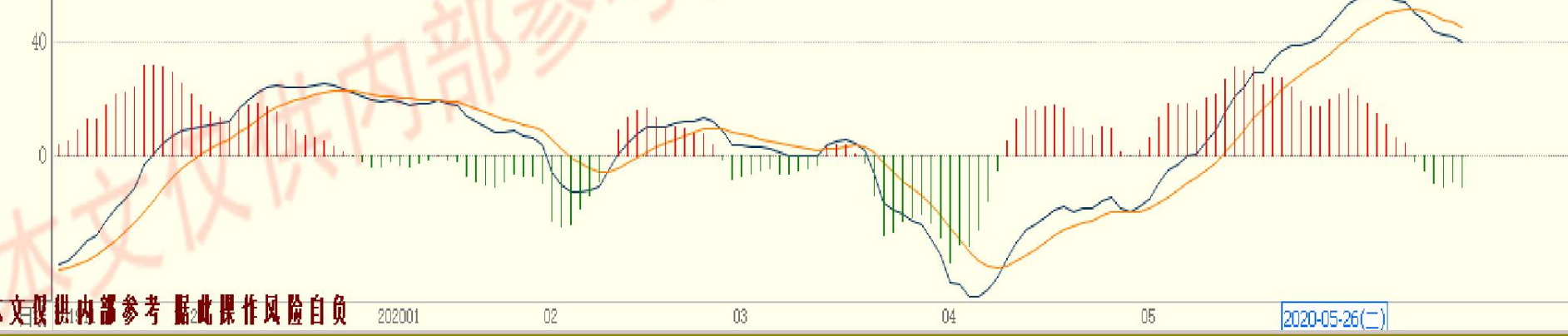


焦炭操作等级 ★

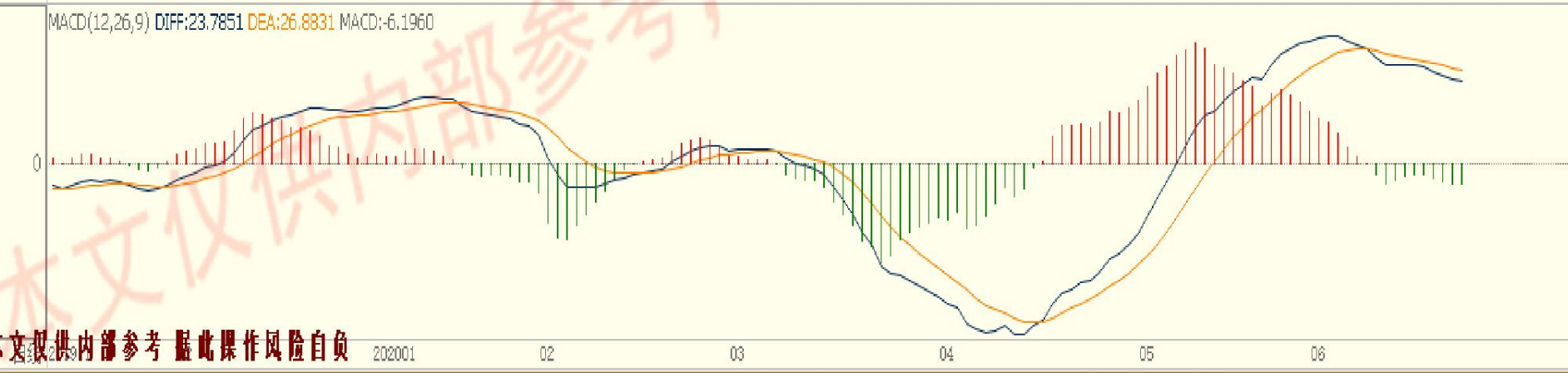
★★★强 ★★中 ★弱

期价总体仍维持于多头强势控盘区域内，看多持多，中期目标暂设 2200-2300 区间。

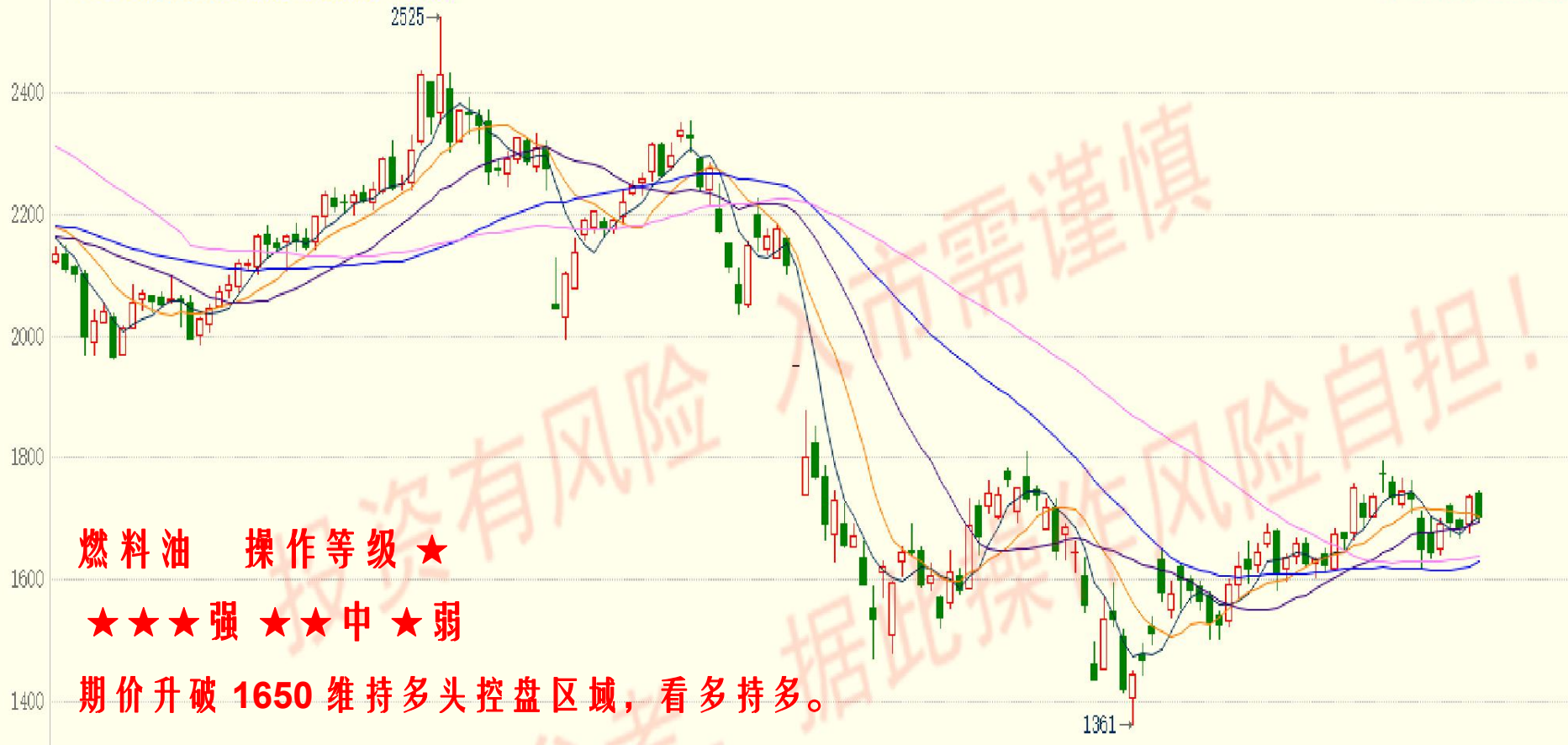
MACD(12,26,9) DIFF:39.7905 DEA:45.3360 MACD:-11.0909



本文仅供内部参考 据此操作风险自担



K MA5:1703 MA10:1702 MA20:1694 MA40:1629 MA60:1637



燃料油 操作等级 ★

★★★强 ★★中 ★弱

期价升破 1650 维持多头控盘区域，看多持多。

MACD(12,26,9) DIFF:18.5600 DEA:20.5958 MACD:-4.0715



K MA5:10360 MA10:10416 MA20:10387 MA40:10288 MA60:10147



橡膠 操作等級★

★★★強★★中★弱

期價跌破 10500 后趨勢轉弱，看空持空，升破 10500 空單止盈。

MACD(12,26,9) DIFF:31.5571 DEA:49.5555 MACD:-35.9967



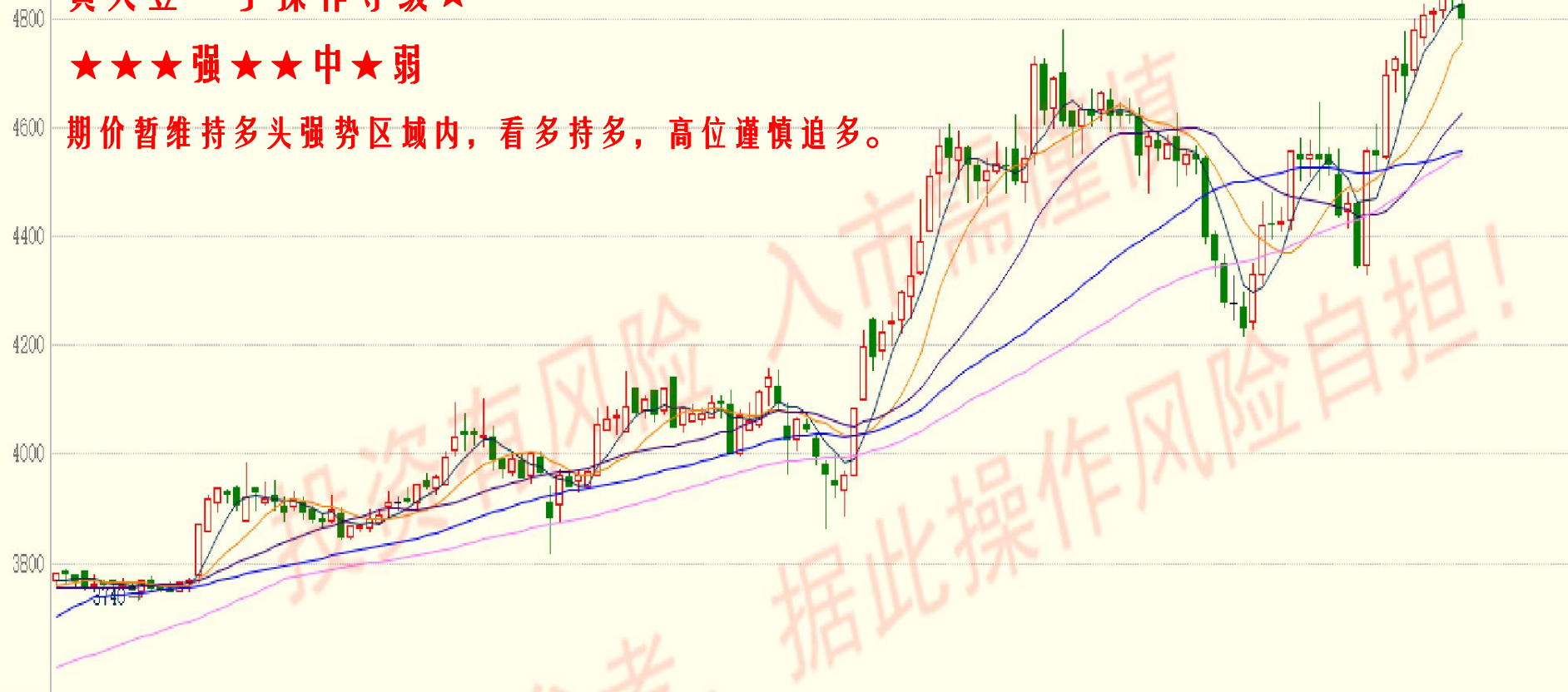
K MA5:4826 MA10:4758 MA20:4627 MA40:4558 MA60:4551

投资有风险 入市需谨慎

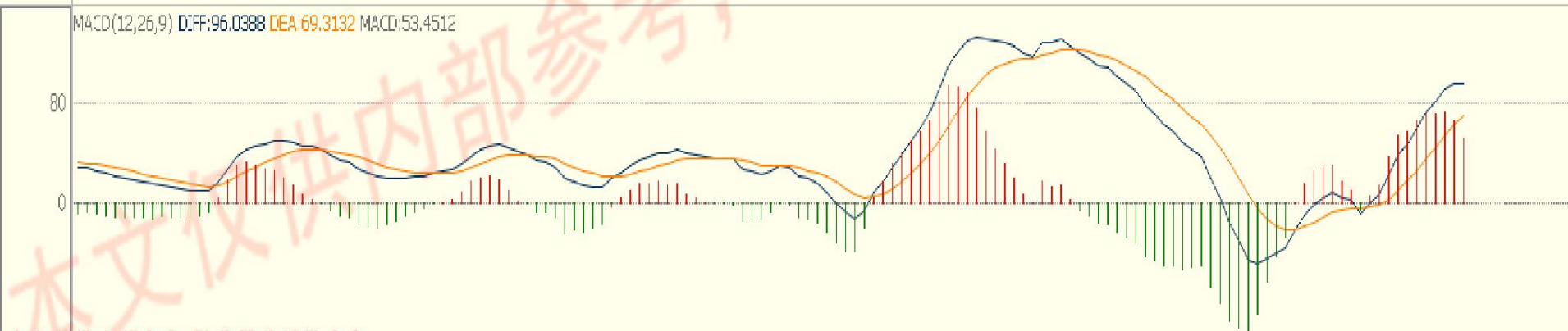
黄大豆一号 操作等级★

★★★强★★中★弱

期价暂维持多头强势区域内，看多持多，高位谨慎追多。



MACD(12,26,9) DIFF:96.0388 DEA:69.3132 MACD:53.4512



本文仅供内部参考 据此操作风险自担

202001

02

03

04

05

06

白犀牛 网络证券

K MA5:2332 MA10:2341 MA20:2348 MA40:2342 MA60:2357

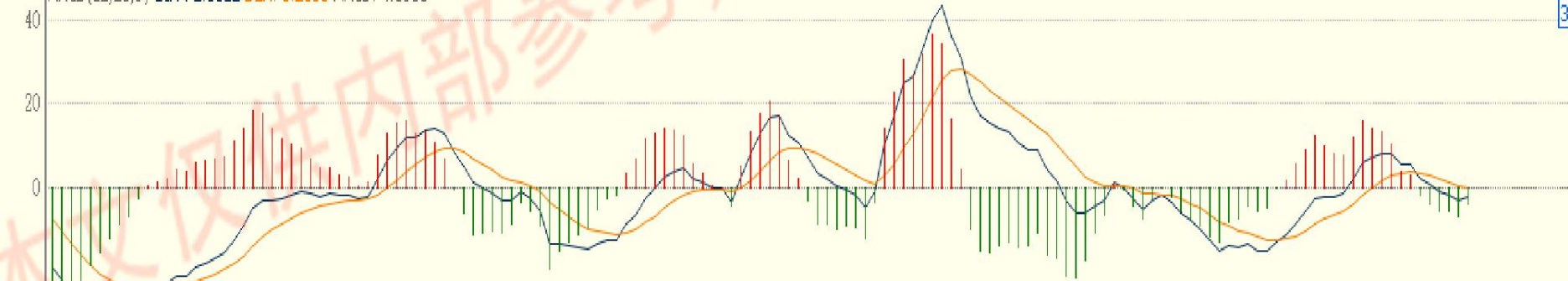
菜粕 操作等級★

★★★強★★中★弱

期價維持多头強勢区内，看多持多，逢低少量吸纳，下破 2280 止损。



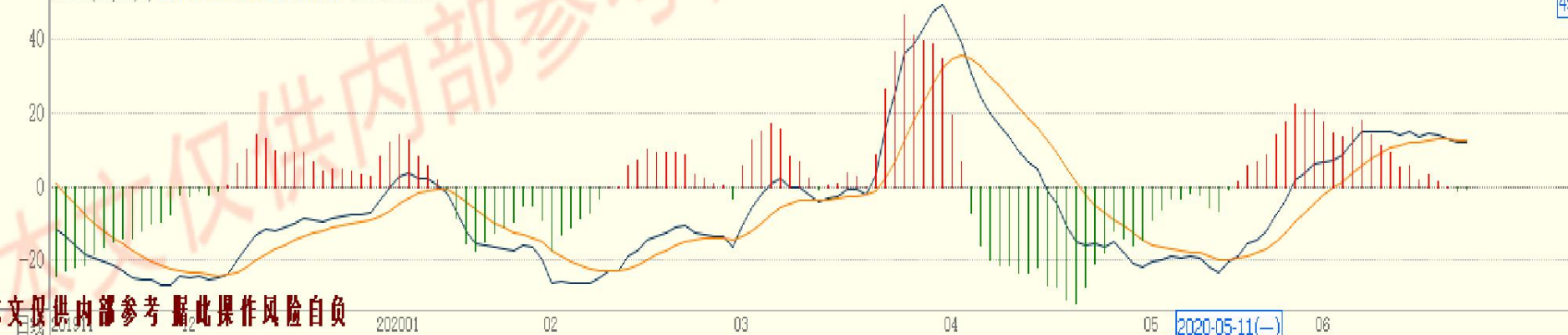
MACD(12,26,9) DIFF:-2.5612 DEA:-0.2638 MACD:-4.5950



K MA5:2820 MA10:2817 MA20:2812 MA40:2778 MA60:2796



MACD(12,26,9) DIFF:12.0632 DEA:12.7015 MACD:-1.2766



K MA5:5067 MA10:5014 MA20:4911 MA40:4672 MA60:4686

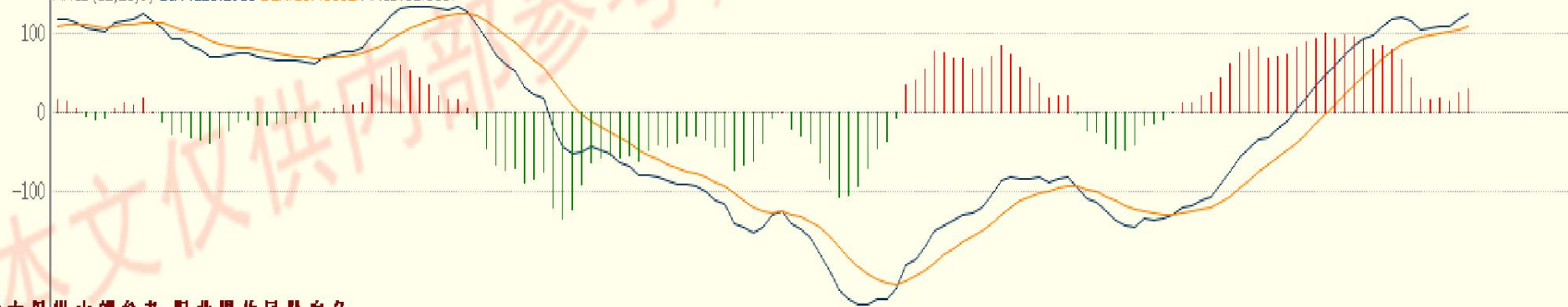


棕榈油 操作等级 ★★

★★★强 ★★中 ★弱

期价处于多头控盘区域内，看多持多，目标 5800（调整后）。

MACD(12,26,9) DIFF:123.2985 DEA:107.5332 MACD:31.5307



K MA5:3809 MA10:3864 MA20:3999 MA40:4072 MA60:4114

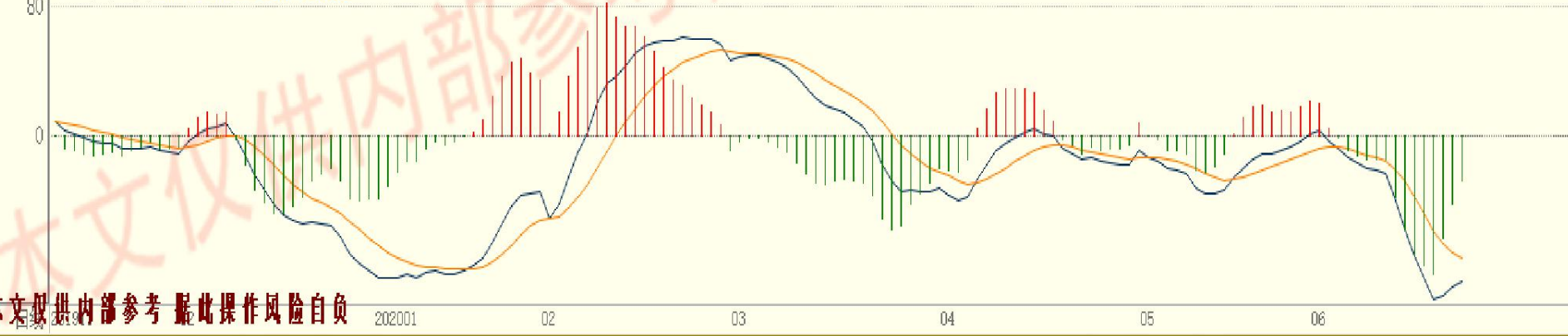


鸡蛋 操作等级★

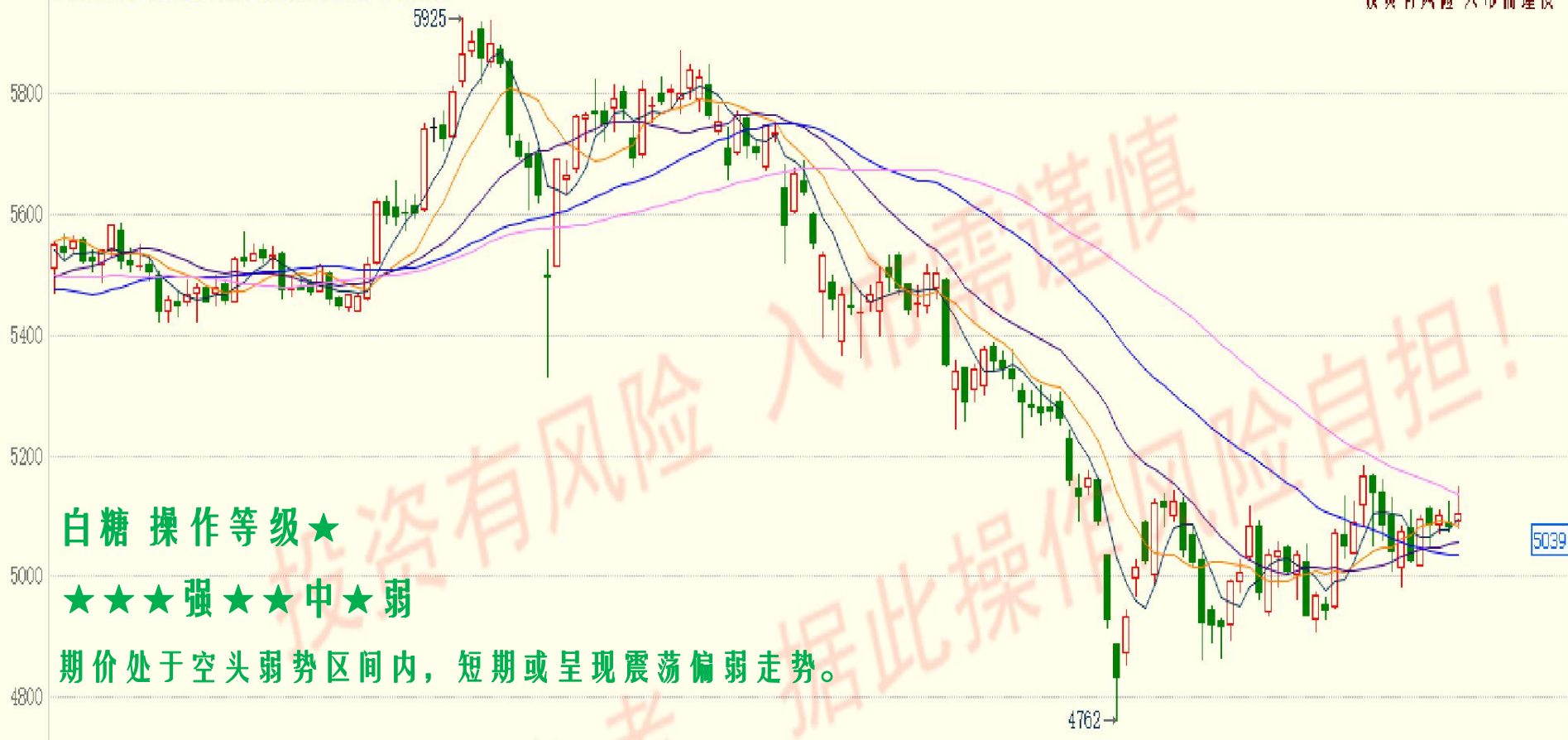
★★★强★★中★弱

期价暂维持多头控盘区域内，看多持多。

MACD(12,26,9) DIFF:-90.4382 DEA:-75.9090 MACD:-29.0583



K MA5:5094 MA10:5084 MA20:5058 MA40:5036 MA60:5137



白糖 操作等级★

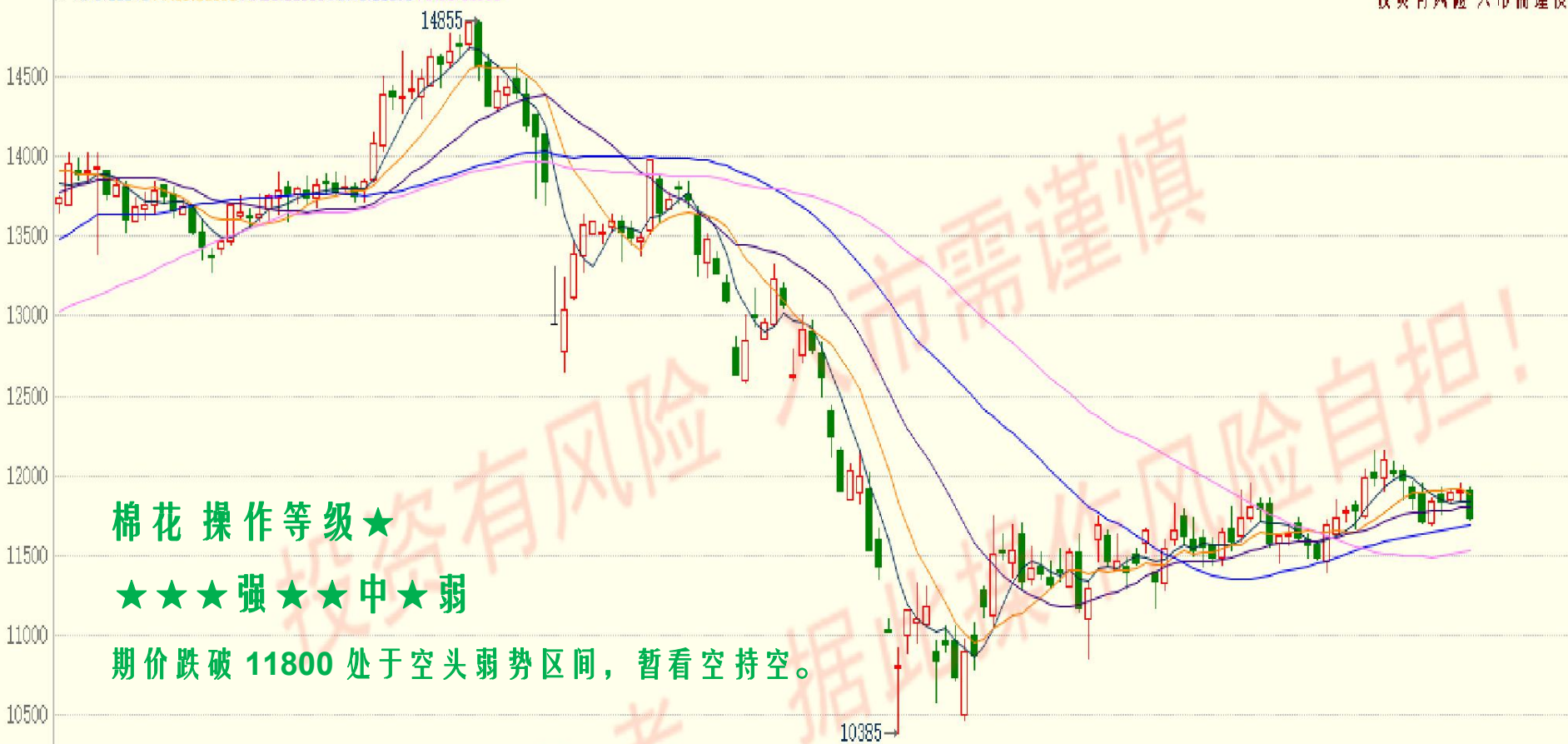
★★★强★★中★弱

期价处于空头弱势区间内，短期或呈现震荡偏弱走势。

MACD(12,26,9) DIFF:4.5273 DEA:-4.7949 MACD:18.6443



K MA5:11841 MA10:11886 MA20:11806 MA40:11693 MA60:11533



棉花操作等级★

★★★强★★中★弱

期价跌破 11800 处于空头弱势区间，暂看空持空。

MACD(12,26,9) DIFF:55.3747 DEA:72.1968 MACD:-33.6443



风险提示:您应当客观评估自身财务状况、交易经验，确定自身的风险偏好、风险承受能力和服务需求，并遵循“买卖自负”的金融市场原则，充分认识期货交的风险，了解任何有关期货行情的分析、预测都可能与实际情况有异。自行决定是否采纳期货公司提供的报告中给出的建议，并自行承担交易后果。

免责声明:本报告的信息均来源于非保密资料，本公司对这些信息的准确性和完整性不作任何保证。本报告中的观点、结论和建议并不代表作者对价格涨跌或市场走势的确定性判断。在任何情况下，本公司不对任何人因使用本报告中的任何内容所引致的任何损失负任何责任。本报告所载的意见或推测仅反映本公司于发布日的观点，在不同时期，本公司可发出与本报告所载意见或推测不一致的报告，投资者应当自行关注相应的更新或修改。